




Senstar Thin Client
3.x
Release Notes



Contents

Release 3.10.0 (March 2021).....	3
Private release 3.9.2 (April 2020).....	4
Private release 3.9.1 (February 2020).....	5
Release 3.9.0 (December 2019).....	6
Release 3.8.0 (August 2019).....	7
Release 3.7.0 (June 2019).....	8
Release 3.6.1 (May 2019).....	9
Release 3.6.0 (April 2019).....	10
Private release 3.5.1 (November 2018).....	12
Release 3.5.0 (October 2018).....	13
Private release 3.4.1 (July 2018).....	15
Release 3.4.0 (March 2018).....	16
Release 3.3.0 (December 2017).....	18
Release 3.2.1 (November 2017).....	20
Release 3.2.0 (October 2017).....	21
Private release 3.1.1 (September 2017).....	22
Release 3.1.0 (August 2017).....	23
Private release 3.0.3 (May 2017).....	25
Release 3.0.2 (May 2017).....	26
Release 3.0.1 (April 2017).....	27
Release 3.0.0 (March 2017).....	28
Legal information.....	29

Release 3.10.0 (March 2021)

This release includes improvements and fixes from previous private releases.

Improvements

Issue ID	Description
THIN-2660	The Senstar Thin Client shows the splash screen with the IP address when you switch from static to DHCP network mode.
THIN-3486	The Senstar Thin Client is more responsive in resuming video for cameras connected using the Senstar Symphony Mobile Bridge when a Senstar Symphony Mobile Bridge failover occurs.
THIN-3615	The Senstar Thin Client now supports Microsoft Edge and no longer supports Internet Explorer 11.

Fixes

Issue ID	Description
THIN-2936	Invalid GUIDs for unauthorized cameras do not prevent the Senstar Symphony Server from detecting the Senstar Thin Client as connected.
THIN-3151	The Senstar Thin Client does not send stale panel states to the Senstar Symphony Server.
THIN-3154	Seeking forward and backward in the video works as expected.
THIN-3224	Video starts as expected after you upgrade or restart the Senstar Thin Client.
THIN-3482	Camera names appear as expected in the Senstar Thin Client native interface.
THIN-3509	The Senstar Thin Client responds as expected to a Senstar Symphony Mobile Bridge failover.
THIN-3523	The nginx software that the Senstar Thin Client uses has been upgraded to the latest stable version.

Private release 3.9.2 (April 2020)

This release includes improvements and fixes from previous private releases.

Improvements

Issue ID	Description
THIN-3229	The Senstar Thin Client no longer performs unnecessary permission checks before displaying video from a camera using the current version of the Senstar Symphony Mobile Bridge.

Fixes

Issue ID	Description
THIN-3230	The Senstar Thin Client uses the correct Senstar Symphony Mobile Bridge information to connect to cameras.
THIN-3291	The Senstar Thin Client sends current information to the Senstar Symphony Server.

Private release 3.9.1 (February 2020)

Improvements

Issue ID	Description
THIN-3201	The Thin Client supports Ethernet ports that can operate at speeds greater than 1 Gbps.

Fixes

Issue ID	Description
THIN-2986	The Thin Client reconnects to cameras if the connection hangs.

Release 3.9.0 (December 2019)

New features


Issue ID	Description
THIN-2885	Dynamic privacy masks The Thin Client supports dynamic privacy masks as defined by the Symphony Server.

Fixes

Issue ID	Description
THIN-3005	Video plays as expected in full-screen mode.

Release 3.8.0 (August 2019)

New features

Issue ID	Description
THIN-681	<p>Privacy mask</p> <p>The Thin Client can display static privacy masks when connected to the Symphony Server.</p>
THIN-2430	<p>Multicast support</p> <p>The Thin Client supports getting video from the camera using multicast without going through the Symphony Server when the Thin Client is configured to connect using the Mobile Bridge.</p> <p> Note: This feature requires a version of Symphony Server that is not yet released.</p>

Improvements

Issue ID	Description
THIN-2431	<p>The Thin Client supports redundancy for Mobile Bridge connections when connecting to a multi-server farm.</p>

Fixes

Issue ID	Description
THIN-2864	<p>Translated strings appear as expected in the Thin Client native interface.</p>

Release 3.7.0 (June 2019)



Note: Thin Client devices no longer support MPEG4 cameras.

New features

Issue ID	Description
THIN-2506	Thin Client devices support custom certificates.
THIN-2577	Thin Client devices stop playing the highest-resolution videos and displays a warning message when the VPU is operating at capacity.
THIN-2788	Thin Client devices can play digital media while waiting for events from Symphony.

Improvements

Issue ID	Description
THIN-2367	The interface for configuring network attached storage to save images is more clear.
THIN-2537	The View button is hidden in the Thin Client native interface and a warning appears in the Web interface when there are no saved views for viewer users.
THIN-2678 THIN-2680	The performance of log rotation has improved.

Fixes

Issue ID	Description
THIN-2581	The Thin Client Web interface does not repeatedly refresh after numerous login attempts in various languages.
THIN-2666	Thin Client devices display Not Authorized messages as expected for cameras to which a user does not have permission to view.
THIN-2782	Upgrading Thin Client devices from version 3.4.0 or earlier to version 3.7.0 works as expected.

Release 3.6.1 (May 2019)

This release includes the Thin Client Remote application for Android 3.6.1. The current version for the Thin Client and the Thin Client Remote application for iOS is 3.6.0.


Fixes

Issue ID	Description
THIN-2715	The Thin Client Remote application for Android from the Google Play store is compatible with Thin Client 3.6.0 and later.

Release 3.6.0 (April 2019)

This release includes improvements and fixes from previous private releases.

New features


Issue ID	Description
THIN-2471	You can only access the Thin Client using HTTPS.  Note: You must update the Thin Client Remote application for iOS to work with Thin Client 3.6.0. For the Thin Client Remote application for Android, see THIN-2715 (Known Issues).
THIN-2536	The splash screen of the Thin Client includes a link to the Senstar Thin Client Help page.

Improvements

Issue ID	Description
THIN-1997	The Thin Client device does not display a blank screen when a carousel switches cameras.
THIN-2657	The Thin Client Web interface redirects to the page of origin rather than the login page when the Thin Client device restarts.

Fixes

Issue ID	Description
THIN-2231	The camera name decorations appear as expected when cameras are in corridor mode.
THIN-2465	Changing the <i>Display "No Camera" in empty cells</i> setting does not cause video to restart.
THIN-2469	Displaying the same carousel in multiple camera view panels works as expected.
THIN-2479	The timeline appears as expected when you pause video that includes audio.
THIN-2481	The Thin Client device plays AVI video as expected when audio is enabled.
THIN-2507	SNMP is disabled by default on the Thin Client.
THIN-2532	Low FPS streams play with less latency on the Thin Client.
THIN-2535	The Thin Client Web interface includes information about failed Mobile Bridge connections.
THIN-2550	Updating the Thin Client firmware does not cause the touchscreen settings to be lost.

Issue ID	Description
THIN-2569	The Thin Client device selects an appropriate stream when playing video from Symphony carousels.
THIN-2618	The Thin Client Remote application for iOS connects as expected to the Thin Client device.
THIN-2631	Touch-screen monitors work as expected after you select the touch-screen monitor in the Select Input menu.
THIN-2650	Thin Client devices play video from Symphony if the accompanying audio is temporarily unavailable.
THIN-2674	Carousels on Thin Client devices do not stop responding after running for an extended time.
THIN-2686	<p>You can downgrade a Thin Client device to version 3.4.0 or earlier as expected when the Thin Client device uses a static IP address.</p> <p> Warning: To downgrade a Thin Client device from version 3.4.1, 3.5.0, or 3.5.1 to version 3.4.0 or earlier, either use DHCP or upgrade to version 3.6.0 before downgrading.</p>

Known issues

Issue ID	Description
THIN-2582	Due to limitations in the camera firmware, Avigilon cameras do not display preview images on the Manage Camera page.

Private release 3.5.1 (November 2018)

Fixes

Issue ID	Description
THIN-2501	The Thin Client Remote application for Android works as expected with Android 6.0.
THIN-2512	In direct connect mode, there is less video latency and the PTZ camera controls are more responsive.

Release 3.5.0 (October 2018)

This release includes improvements and fixes from previous private releases.



Note: A new version of the Thin Client Remote application for Android with Senstar branding is available on the Senstar page in the Google Play store.

Improvements

Issue ID	Description
THIN-2198	The No Camera message appears consistently regardless of the number of camera view panels.
THIN-2250	Thin Client devices are more responsive when displaying preview images for cameras.
THIN-2302	You can save an image from a camera by pressing the record button on the remote control for the display.
THIN-2304	Saving an image from a camera connected using Mobile Bridge does not require historical footage.
THIN-2307	Thin Client devices clear status messages from camera view panels when they are inapplicable.
THIN-2339	When you manually add a device with multiple channels, the channels use the device name rather than the IP address as names.
THIN-2346	The Android Thin Client Remote application targets API level 26.
THIN-2417	Allow connections to new Axis cameras without the need for manual ONVIF profile creation.

Fixes

Issue ID	Description
THIN-2211	Video works as expected on Thin Client devices when connecting using Mobile Bridge with a username that contains a space.
THIN-2276	Actions that you perform on the Manage Cameras page keep you logged in as expected.
THIN-2284	Thin Client devices plays video as expected from cameras with audio backchannels.
THIN-2286	Thin Client devices play video streams of appropriate sizes from Axis M30x7 cameras.
THIN-2295	The Thin Client native interface shows the correct playback speed after you switch cameras.
THIN-2300	You can delete network attached storage settings as expected.

Issue ID	Description
THIN-2319	The latency decoration displays accurate values.
THIN-2322	The public GPG keyring displays the correct company name.
THIN-2326	Thin Client devices can play video over an RTSP stream when the password contains an at sign (@).
THIN-2328	Thin Client devices do not disconnect when the time on the camera changes.
THIN-2329 THIN-2359	Axis cameras using recent firmware work as expected.
THIN-2348	Thin Client devices ignores H.265 video compression standard streams in Mobile Bridge mode.
THIN-2352	The Thin Client Locator tool includes functionality to remove unnecessary files that remain from previous updates. After you remove these files, firmware upgrades work as expected.
THIN-2410	Carousels switch cameras as expected.

Private release 3.4.1 (July 2018)

New features

Issue ID	Description
THIN-1359	Support for multiple users and roles Thin Client devices support multiple users with specific permissions.
THIN-2323	Support for Bonjour Thin Client devices support the use of Bonjour for adding cameras by MAC address.

Improvements

Issue ID	Description
THIN-2408	The Thin Client Web interface displays the name of the active user.

Release 3.4.0 (March 2018)

New features

Issue ID	Description
THIN-2056	The Thin Client native interface includes functionality that allows you to take and save a screen shot from a camera view.
THIN-2097	The Thin Client supports joysticks.
THIN-2251	The Thin Client supports an additional USB network adapter. This allows you to isolate your cameras on a separate network while maintaining the network connectivity of the Thin Client.

Improvements

Issue ID	Description
THIN-1866	The Thin Client supports cameras without defined ONVIF profiles.
THIN-1987	The Thin Client includes the option to display information about the video streams in camera panels.
THIN-2142	If the Thin Client does not detect a PTZ camera correctly, there is a method of importing the camera as a PTZ camera. Contact Senstar support for more information.
THIN-2271	There is now a Touch Screen Select Input list in the Thin Client Web interface to allow the user to clearly indicate which driver represents their touch screen.

Fixes

Issue ID	Description
THIN-1598	Increasing the speed of the video playback works as expected.
THIN-1721	The camera list populates as expected after a factory reset and running the setup wizard.
THIN-1948	Video resumes playing after you restart services on the Symphony Server.
THIN-2146	Selecting a stream works as expected with RTSP.
THIN-2164	The Thin Client native interface does not display incorrect disconnected messages.
THIN-2183	PTZ controls appear as expected in direct-connect mode.
THIN-2196	Videos files with MP3 audio play back as expected in digital signage.
THIN-2203	Touch screen monitors calibrate as expected.

Issue ID	Description
THIN-2207	The Thin Client Web interface loads as expected when the Thin Client cannot connect to the Mobile Bridge.
THIN-2219	You can connect to cameras using the camera hostname.
THIN-2230	JPEG images from cameras in corridor mode are not distorted in the Thin Client Web interface.
THIN-2238	The Time decoration appears correctly when playing FLV video for digital signage.
THIN-2242	The Thin Client setup wizard includes the video proxy option in the Mobile Bridge setup section.
THIN-2243	The Thin Client does not require multiple attempts to join Enterprise Manager successfully.
THIN-2247	Editing an RTSP camera works as expected.
THIN-2248	The Thin Client updates camera streams when you change the profiles for the camera.
THIN-2261	Choosing Simplified Chinese or Traditional Chinese on the Thin Client login page displays the correct language for the interface.
THIN-2282	Video playback works as expected with Mobile Bridge 2.6.x.
THIN-2283	The Thin Client does not generate extraneous error messages in the log when it checks for cameras in corridor mode.

Known issues

Issue ID	Description
THIN-2266	<p>Device discovery fails when a second USB network adapter is connected to the Thin Client.</p> <p>Workaround: Connect to the camera network using the built-in Ethernet port on the Thin Client, perform the device discovery, and then connect the additional USB network adapter.</p>

Release 3.3.0 (December 2017)

New features

Issue ID	Description
THIN-882	Corridor mode The Thin Client can display video from cameras in corridor mode.

Improvements

Issue ID	Description
THIN-1670	The error message that appears when you try to export from an MJPEG camera has improved.
THIN-1877	Log files include HDMI connection and resolution change information.
THIN-2102	You can change the names of cameras without having to reconnect to the camera.
THIN-2119	The Thin Client supports TLS 1.2 for communication with the Mobile Bridge.
THIN-2124	The Android Thin Client Remote application tracks the previous panel layout when you switch a panel to full-screen mode and will return to that layout when you exit full-screen mode.
THIN-2153	The Thin Client notifies you when a digital-signage file that is assigned to a video panel is missing.
THIN-2215	The Thin Client can use the Mobile Bridge to stream video from Symphony over the Internet.

Fixes

Issue ID	Description
THIN-2066	The ONVIF compliance test passes as expected.
THIN-2077	The Thin Client does not display duplicate servers when you register a new server.
THIN-2139	Video export does not work without a USB storage device attached to the Thin Client.
THIN-2141	Cameras do not unexpectedly drop connections with the Thin Client.
THIN-2176	When viewing video on the Thin Client, there is no delay with 1 FPS video from Symphony.
THIN-2178	The Thin Client does not retain invalid streams in its cache.

Issue ID	Description
THIN-2192	PTZ controls in the Thin Client interface work as expected for Axis V5915 cameras after the cameras restart.
THIN-2195	MKV and FLV video files play as expected when the files include audio.
THIN-2202	Preview images appear as expected on the discovery page.
THIN-2209	Panels display Waiting for Event when set to switch on alarm or motion and an event has not occurred.
THIN-2210	French and German text appear correctly in the Export Video window.
THIN-2220	Historical video plays as expected when the footage from Symphony contains gaps.
THIN-2233	The background appears correctly in Smart 2-view mode when corridor-mode cameras are connected using the Mobile Bridge.

Release 3.2.1 (November 2017)

Improvements

Issue ID	Description
THIN-2137	The Thin Client supports an API call that blanks the video panel and displays a message in the panel.

Fixes

Issue ID	Description
THIN-1496	Stopping video and clearing the screen works as expected.
THIN-1849	Permission messages appear correctly over blank video panels.
THIN-2176	There is less delay when you view a 1 FPS stream.
THIN-2209	Blank video panels display a Waiting for Event message when the panel is set to switch on alarm or motion.
THIN-2212	The switch on alarm and motion features work as expected.

Release 3.2.0 (October 2017)

This release includes new features, improvements, and fixes from previous private releases.

Improvements

Issue ID	Description
THIN-2092	The Thin Client supports audio from digital signage files. Supported containers: <ul style="list-style-type: none">• MP4• AVI• MOV• M4V Supported codecs: <ul style="list-style-type: none">• AAC• AC3
THIN-2188	The Thin Client is now branded as a Senstar product.

Fixes

Issue ID	Description
THIN-2133	The Thin Client successfully mounts USB media after removing and replacing the USB media.
THIN-2148	The digital signage stream field is no longer in the interface.
THIN-2165	The Thin Client does not generate exceptions when it fails to retrieve an image.
THIN-2166	The Deselect All and Use Selected Files buttons are disabled if you have not selected a file.
THIN-2174	Sony: The Thin Client creates ONVIF profiles and retrieves video as expected.

Private release 3.1.1 (September 2017)

New features

Issue ID	Description
THIN-2089	You can configure digital signage for the Thin Client using the Thin Client Thin Client Remote applications for Android and iOS.


Fixes

Issue ID	Description
THIN-2172	Connection issues with liyama touchscreen monitors have been resolved.

Release 3.1.0 (August 2017)

This release includes new features, improvements, and fixes from previous private releases.

New features

Issue ID	Description
THIN-1355	<p>Digital signage</p> <p>The Thin Client can display video files from USB media in a camera view as digital signage.</p> <p> Note: The stream information listed for each file in the Web interface is incorrect and can be ignored.</p>
THIN-1853	<p>Video with audio</p> <p>The Thin Client supports video with AAC or G.711 audio in full-screen mode.</p>

Improvements

Issue ID	Description
THIN-1789	The Thin Client supports home and preset locations for PTZ cameras in direct-connect mode.
THIN-2027	The Thin Client can detect and connect to cameras on ports other than port 80.
THIN-2106	To eliminate a delay with the Thin Client, Symphony informs the Thin Client when it is added to a video wall.
THIN-2123	The panels in the iOS Mobile Application are synchronized with the Thin Client and other remote or Web clients.


Fixes

Issue ID	Description
THIN-1405	Display changes are synchronized between the Thin Client Web interface and the client interface.
THIN-2047	Changing the video source from Mobile Bridge to direct connect does not cause exceptions.
THIN-2051	The User-Agent strings in the log files do not include uninitialized data.
THIN-2083	When in direct-connect mode, the Thin Client saves the time zone that you define in the setup wizard.
THIN-2090	The view list in the client interface updates when you switch the video source from one Mobile Bridge to another.
THIN-2096	The Thin Client does not disconnect from Symphony when playing video at low frame rates.
THIN-2110	Carousels switch cameras as expected.

Issue ID	Description
THIN-2113	The Thin Client can reconnect to cameras after you change the credentials for the camera.
THIN-2130	Performance when switching cameras in direct-connect mode has improved.

Private release 3.0.3 (May 2017)

New features

Issue ID	Description
THIN-534	<p>You can manage the Thin Client from the Symphony client interface and use the Thin Client as a video wall.</p> <p> Note: This functionality allows Symphony administrators to remotely change the Thin Client display.</p>

Improvements

Issue ID	Description
THIN-2033	You can display the Thin Client IP address and active camera view on the monitor when configuring the video wall in the Symphony client interface.
THIN-2061	The Thin Client notifies Symphony of changes made through the Thin Client (for example, changes to the active view, and updates to a cell).

Fixes

Issue ID	Description
THIN-2112	The Thin Client does not lose connections because of an internal server error.

Release 3.0.2 (May 2017)

Fixes

Issue ID	Description
THIN-1590	Touchscreen calibration works as expected in full-screen mode.
THIN-2086	The touchscreen double-tap event works reliably.
THIN-2091	The controls for PTZ cameras work as expected.

Release 3.0.1 (April 2017)

Fixes

Issue ID	Description
THIN-2069	The way that the Thin Client processes non-changing video has improved to prevent the Thin Client from unnecessarily disconnecting from cameras.
THIN-2082	Password security was improved.

Release 3.0.0 (March 2017)

New features

Issue ID	Description
THIN-1945	<p>Shared views</p> <p>If you connect the Thin Client to Symphony 7.0 or later, the Thin Client supports shared views that you create in the Symphony client interface.</p>

Improvements

Issue ID	Description
THIN-1854	Updated the implementation of permissions in the Thin Client to provide additional flexibility for user management.
THIN-1904	You can now edit RTSP camera names.
THIN-1939	The Thin Client supports multicast over RTSP.
THIN-2001	The Thin Client supports non-standard MJPG streaming.
THIN-2002	The communication between the iOS Thin Client Remote application and the Thin Client supports TLS 1.2.
THIN-2010	You can define the border color for the 2-view feature.

Fixes

Issue ID	Description
THIN-1883	Credential boxes work as expected when adding multiple RTSP streams to a single camera.
THIN-1969	Setting the server time manually works as expected.
THIN-1974	Video from Axis MPG4 cameras work as expected from Symphony 7.0.
THIN-1994	Assigned close actions are processed in the main dialog box.
THIN-2007	The Backspace key works in the Date field when setting the date and time manually.
THIN-2014	The Thin Client Web interface works as expected after restoring factory settings.
THIN-2022	Live video shows for users that do not have permission to view historical video.
THIN-2025	Iiyama touch-screen monitors work as expected.

Known issues

Issue ID	Description
THIN-2028	In some cases, the Thin Client cannot upload and install new firmware successfully. For assistance, contact Aimetis technical support.

Legal information

Copyright © 2021 Senstar Corporation and/or its Licensor(s). All rights reserved.

This material is for informational purposes only. Senstar makes no warranties, express, implied or statutory, as to the information in this document.

Complying with all applicable copyright laws is the responsibility of the user. Without limiting the rights under copyright, no part of this document may be reproduced, stored in or introduced into a retrieval system, or transmitted in any form or by any means (electronic, mechanical, photocopying, recording, or otherwise), or for any purpose, without the express written permission of Senstar Corporation

Senstar may have patents, patent applications, trademarks, copyrights, or other intellectual property rights covering subject matter in this document. Except as expressly provided in any written license agreement from Senstar, the furnishing of this document does not give you any license to these patents, trademarks, copyrights, or other intellectual property.

Senstar and the Senstar logo are registered trademarks of Senstar Corporation.

All other trademarks are the property of their respective owners.